

Compact Revolving Door

ASSA ABLOY RD100

ASSA ABLOY
Entrance Systems

Experience a safer
and more open world



The ASSA ABLOY RD100 is the first manually operated revolving door system to be independently certified EN16005:2012, which guarantees safety, convenience and comfort at your own pace.

Sustainable Entrances

Equipped with “Park Assist” as standard, the ASSA ABLOY RD100 will safely return the door leaves to the optimum park position to minimize air permeability and maximize thermal efficiency. Regular maintenance and add-on products can further increase saving potential and prolong the equipment’s service life.

Safety the highest priority

The door range combines freedom of design, practicality and modern digital control to create a truly versatile entrance with the safety of the user as its number one priority. To provide absolute peace of mind for the building owner, the whole system has been independently tested and certified against the most demanding and up to date European standards for product safety.



Design

ASSA ABLOY RD100 can be ordered in different configurations depending on the customer's needs.

The doors are designed so that they can be placed and fixed directly onto an existing finished floor surface. No special foundations are required. For new construction and replacement, a ground ring is available as an option.



All of our revolving door systems are made from ASSA ABLOY-designed aluminium profiles which can be anodized, powder-coated or stainless steel-clad.



Together with the addition of smart brushed stainless steel handles from our standard range, or bespoke designer handles to match the rest of a project, the wide range of design options enables the designer to create a truly signature entrance.

The drive mechanism is fitted on a frame above the ceiling. The drive shaft bearing is fixed to the finished floor. Brushes seal the door tightly.

CDC100 Control system

This unique and state-of-the-art control system was developed by ASSA ABLOY Entrance Systems specifically for use with its products, and the result is a fully integrated entrance solution with no compromise in design or function.

- Optimizing installation time and maintenance:
- Automatic system check up upon installation
- Fast and safe adjustments and initial set up of all safety zones and speed settings
- Self-checking of safety systems
- Minimum down time
- Automatic event log
- Automatic diagnostics

Graphic service interface

- Showing system status
- Parameter configuration





User benefits

A revolving door that adapts intuitively to each user, controls excess speed and stops in just the right position

- Effortless entry with power assist
A gentle push gets the door moving, becoming a virtually hands-free experience
- Safe entry with speed control
The door always maintains a safe rotation speed, providing entry with positioning
- Door wings stops in a set position, creating a natural path for entry or exit
- Additional benefit
Positioning minimizes air infiltration, providing energy saving and creating more usable, comfortable space

ASSA ABLOY Entrance Systems redefines the manual revolving door!

ASSA ABLOY RD100 Power Assist Revolving Door:

	Independent Certification – EN16005:2012	
	Speed Control	
	Auto Park	
	Power Assist	
	Parking Brake	
	Unrestricted free spinning	

Standard Specification Not Available

Standard safety features

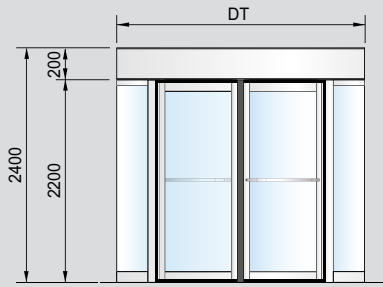
The door range combines safety and convenience, whilst placing the safety of the user as its number one priority.

- If an obstacle prohibits the rotation of the door (the resistance is higher than the pre-set value) the rotation will cease.
- Compressible safety edges placed on the outer wall entrance posts and unique soft edge rubber profiles to the door leaves all help to reduce the risk of injury from contact with the door.
- Digital speed control prevents the door being pushed at a dangerous speed.
- Low energy rotation returns the door safely to the parked position, with every door leaf edge guarded by the outer walls.

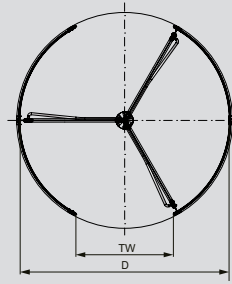


1. Force sensitive door leaves
2. Door leaves soft rubber edges
3. Passive compressible safety edge mounted on lower horizontal door rails
4. Passive compressible safety edge on door post
5. Emergency stop button

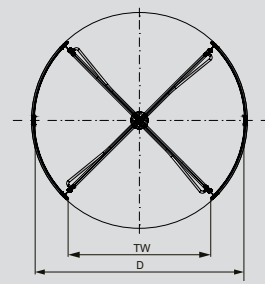
ASSA ABLOY RD100-4



ASSA ABLOY RD100-3



ASSA ABLOY RD100-4



D	DT
1800	1888
2100	2188
2400	2488
2700	2788
3000	3088

TW(3W)
793
943
1093
1243
1393

TW(4W)
1191
1403
1615
1827
2039

Technical specifications

Power supply	100-240 VAC+10/-15%, 50/60 Hz, mains fuse max. 10 A (building installation)
Power consumption	max. 300W

Standard equipment

Semi-automatic drive
Control unit built-in behind the fascia above the inside entrance
Microprocessor controlled with plug-in modules, LED status lights and graphic service interface
Outer wall and door sections made from aluminium profiles
Glass Outer wall: 4 + 4 mm clear laminated (Frame/Slim)
Glass door leaves: 3 + 3 mm Clear laminated (Frame)
Other types of glass available
Ceiling made from white laminated panels
Dust protection roof made from white laminated panels
Emergency stop
Independent certification to EN16005:2012



Accessories and Options

Powder-coated finish (RAL colours)	
Anodizing, clear or bronze	
Stainless steel cladding	
Passive safety edges	
Night closing doors (NCD), manual	
RC3 burglar resistance according to EN1627:2011	
Mechanical lock on door leaf	
Fascia, non-standard height	200 - 1250 mm
Internal height non-standard	2000 - 3000 mm
Sheet metal sandwich panel instead of glass (Frame only)	
Ground ring for unfinished floor	
Various finishes to ceiling and dust cover	
Water-resistant cover	
Midrails on door leaves and/or outer walls	
Lighting LED with control	
Insulation to the canopy and roof	
Push bar	
Intelligent Air curtain integrated in the canopy or external side mounted	

This equipment should be installed, regularly inspected, maintained and serviced by trained and authorized personnel. Preventive maintenance plans are highly recommended for a proper and safe operation. Talk to your ASSA ABLOY Entrance Systems representative to learn more about our service offering!